




شركة الصناعات الوطنية  
NATIONAL INDUSTRIES COMPANY  
www.nicbm.com | 1844 555  
national\_Industries



## NIC Cladding and Plastering Systems



Catalogues

# NIC Products



LED  
Lights



Interlock &  
Yard Tiles



Limestone



Plastics



Cement  
Cladding  
Bricks



White  
Blocks



Ready Mix



Dry Mortar



Cladding  
Materials



Benches  
& Flower  
Pots



Ceramics



Paints



HDPE



NI Panels



Concrete  
Pipes



# NIC Cladding

The «Industries Cladding» are the result of several years of hard work, inspections, laboratory and field experiments. They are resistant to local and regional weather harshness while maintaining their unique and aesthetic characteristics.

They are produced based on the highest international standards, and in particular the German DIN and American ASTM standards. They are available at competitive prices.

The industrial cladding systems are sturdy, nice, integrated and economic for covering buildings. They can be applied on the following:

- New buildings
- Limestone bricks and stone
- Smooth surfaces – stone

In addition to using it as survey systems.

## Characteristics

- Homogenous and comprehensive cladding system
- Economic with competitive prices
- Resistant to harsh weather conditions
- High adhesive power
- Wide assortment of color and etching
- Quick and easy to use



# NIC Cladding Systems Products

## 1 Splash S

- Previously mixed material with a high quality cement base
- Used as the first coat on the walls built from white brick and cement on the inside and the outside
- With high adhesive power and unique Workability with ease and speed of application



106 100 100

Specifications		Standard specs
Bulk Density (kg/L)	1.53	(DIN-18555)
Compressive Strength	150	(DIN-1164)
Mixing water ratio/ bag (liter per bag)	12	(DIN-1164)
Application thickness (mm)	5	
Packing (kg)	40	
Available color	Grey	
Validity term (from the production date)	Two years	
Should be stored in a dry and shaded place		

The approximate coverage area for each bag  
(provided that the manufacturing standards are followed)

On concrete surfaces and smooth plaster	on white or black walls, in case there is mesh on the joints.
10 m <sup>2</sup>	6 m <sup>2</sup>

## 2 Thick Render LX

- Rough material previously mixed with a high quality cement base; used on walls as a thick layer used for internal and external surfaces
- Resistant to fractures with high adhesive power and unique Workability and ease and speed in application



106 130 018

Specifications		Standard specs
Bulk Density (kg/L)	1.79	(DIN-18555)
Compressive Strength	65.9	(DIN-1164)
Air Entertainment (kg/L)	23.9	(DIN-18555)
Mixing water ratio/ bag (liter per bag)	8	(DIN-1164)
Application thickness (mm)	10 - 20	
Packing (kg)	40	
Available color	Grey	
Validity term (from the production date)	Two years	
Should be stored in a dry and shaded place		

The approximate coverage area for each bag  
(provided that the manufacturing standards are followed)

1-2 m <sup>2</sup>
--------------------

## 3 Special Thick Render SLX

- Rough material previously mixed with a high quality cement base for filling in brick joints prior applying the special connection layer on the brick surfaces;
- Good resistance with high adhesive power and unique Workability and ease and speed in application for filling in the brick joints only



106 130 018

Specifications		Standard specs
Bulk Density (kg/L)	1.75	DIN-18555
Compressive Strength	70	DIN-1164
Air Entertainment (kg/L)	27	DIN-18555
Mixing water ratio/ bag (liter per bag)	8	DIN-1164
Application thickness (mm)	3	
Packing (kg)	40	
Available color	Grey	
Validity term (from the production date)	Two years	
Should be stored in a dry and shaded place		

The approximate coverage area for each bag  
(provided that the manufacturing standards are followed)

6-8 m <sup>2</sup>
--------------------

#### 4 Thin Render DX 2,3,5 mm

- Rough material previously mixed with a cement base as the base coat for the final form of external surfaces;
- Resistant to fractures with high adhesive power and unique Workability and ease and speed in application
- Is not applied to surfaces that are painted



Specifications	DX2	DX3	DX5	Standard specs
Bulk Density (kg/L)	1.71	1.70	1.72	(DIN-18555)
Compressive Strength (kg/cm <sup>2</sup> )	60	62	63	(DIN-1164)
Workability (cm) minimum	14	14	14	(DIN-18555)
Air Entertainment (kg/L)	22.1	22.3	22.9	(DIN-18555)
Mixing water ratio/ bag (liter per bag)	10	10	10	
Application thickness (mm)	2	3	5	
Packing (kg)	40	40	40	
Available color	White	White	White	
Validity term (from the production date)	Two years	Two years	Two years	
Should be stored in a dry and shaded place				

The approximate coverage area for each bag  
(provided that the manufacturing standards are followed)

DX2	DX3	DX5
8-9 m <sup>2</sup>	7-8 m <sup>2</sup>	6-7 m <sup>2</sup>

#### 5 Concrete Surfaces and Fourface Repair Mortar - CRM

- Used for filling in the joints between the bricks and walls due to its superior adhesiveness
- Can be used for internal and external surfaces



Specifications		Standard specs
Bulk Density (kg/L)	1500	DIN-18555 Part 2
Compressive Strength (kg/cm <sup>2</sup> ) as a minimum	100	DIN-18555 Part 3
Setting time (minimum)	50% adhesion to surfaces after 8 minutes	DIN-18555 Part 8
Tensile Strength (kg/cm <sup>2</sup> ) as a minimum	10	ASTM C-190-1985
Depreciation resistance (kg/cm <sup>2</sup> ) as a minimum	35	ASTM C-67-1985
Mixing water ratio/ bag (liter per bag)	12.5	
Packing (kg)	30	
Available color	Grey	
Validity term (from the production date)	Two years	
Should be stored in a dry and shaded place		



## 6 Special Bond SBB - SBW



- Rough or smooth layer, previously mixed with high quality cement and used as a connecting material between the smooth concrete walls or cement bricks or padding layer or any other layer from cement material
- Cannot be used on painted surfaces
- Can be used in repairing and fixing concrete surfaces

Specifications		Standard specs
Bulk Density (kg/L)	1.85	DIN-18555
Compressive Strength (kg/cm <sup>2</sup> )	91.6	DIN-1164
Operation capacity (cm) as a minimum	14	DIN-18555
Air Entertainment (kg/L)	22.3	DIN-18555
Mixing water ratio/ bag (liter per bag)	10	
Application thickness (mm)	3	
Packing (kg)	40	
Available color	White - Grey	
Validity term (from the production date)	Six months	
Should be stored in a dry and shaded place		

The approximate coverage area for each bag  
(provided that the manufacturing standards are followed)

7 m<sup>2</sup> Coarse

10 m<sup>2</sup> Fine

## 7 Thin Render BX/N - WX/N

- Smooth layer, previously mixed with high quality cement and used on the final smooth surface
- Can be used internal surfaces
- Cannot be used on painted surfaces
- Highly resistant to fractures and has high adhesive power and operational capacity with ease and speed of application



Specifications		Standard specs
Bulk Density (kg/L)	1.55	DIN-18555
Compressive Strength (kg/cm <sup>2</sup> )	32.5	DIN-1164
Operation capacity (cm) as a minimum	14	DIN-18555
Air Entertainment (kg/L)	27.1	DIN-18555
Mixing water ratio/ bag (liter per bag)	10	
Application thickness (mm)	3-5	
Packing (kg)	40	
Available color	White Grey	
Validity term (from the production date)	Two years	
Should be stored in a dry and shaded place		

The approximate coverage area for each bag  
(provided that the manufacturing standards are followed)

10 m<sup>2</sup>

## 8 NIC Paints



### Super Guard

Acrylic enamel gloss paint with an industrial base for protecting surfaces from dust and weather conditions

Specifications	
Thinning ratio with thinner as maximum	10%
Capacity of loading pale (liters)	18
Validity term (from the production date)	12 months
Should be stored in a dry and shaded place	

The approximate coverage area for each pale  
(provided that the manufacturing standards are followed)  
50-60 m<sup>2</sup> for two layers

### Acrylic Emulsion

(Silk – Semi gloss – gloss)  
Used for protecting surfaces from dust and weather conditions

Specifications	
Thinning ratio with water as maximum	15%
Capacity of loading pale (liters)	16-18
Validity term (from the production date)	12 months
Should be stored in a dry and shaded place	

The approximate coverage area for each pale  
(provided that the manufacturing standards are followed)

50-60 m<sup>2</sup> for two layers

# NIC Cladding System for New Buildings

Surface should be cleaned properly and a metal net shall be fixed as per the standard specifications.



## 1 Splash S

- The surface is splashed with water before splashing.
- A bag of the splashing material shall be mixed with water based on the directions written on the bag.
- It shall be applied either manually or using the splashing device with a thickness of 5 mm.
- The surface shall be splashed with water twice for a term of 3 days.



## 2 Thick Render LX

- The surface is splashed with water.
- The padding is mixed with water as indicated in the directions on the bag. It is recommended to do so using the mechanical means to guarantee a homogenous mixture.
- The mixture should be used during within a maximum of one hour.
- The padding shall be placed with a thickness of 10-20 mm and then left for two hours.
- The surface should be evened-out using an aluminum ruler and then roughed by spraying the surface with some water.
- The surface should be sprayed with water twice per day for a term of 3 days.



## 3 Thin Render DX 2,3,5 mm

- The surface is cleaned to remove any soil or other suspended material.
- The surface is sprayed with water.
- The facing is mixed with water based on the directions indicated on the bag. It is preferable to use the mechanical means to do so.
- It should be placed with a thickness of 2-5 mm.
- The surface should be sprayed with water twice per day for 3 days.



## 4 NIC Paints

- The surface should be cleaned from soil or other suspended material.
- In case Super Guard is used (acrylic enamel with an industrial base), the paint should be thinned using a thinner by no more than 10%.
- In case of Acrylic Emulsion (silk, semi gloss, gloss), the paint should be thinned using water by no more than 15%.
- Two layers of the protective coating should be applied.

# NIC Cladding System

## on Limestone or Bricks



### 1 SLX

- Surface should be cleaned properly.
- The padding is mixed with water as indicated in the directions written on the bag. It is preferable to use the mechanical means for guaranteeing a homogenous mixture.
- The joints between the limestone brick should be filled with the special SLX padding.
- The surface should be sprayed with water twice per day for three days.



### 2 Special Bond SBB - SBW

- The surface is sprayed with water.
- The connecting material is mixed with water as indicated in the directions on the bag. It is favorable to use the mechanical means for guaranteeing a homogenous mixture.
- The mixture should be placed manually using the trowel and the surface should be leveled.
- The surface should be sprayed with water twice per day for three days.



### 3 Thin Render BX/N - WX/N

- The surface is cleaned from dust and other suspended material.
- The surface is sprayed with water.
- The smooth facing is fixed with water as indicated in the directions on the bag. the mechanical means is recommended for guaranteeing a homogenous mixture.
- The smooth facing is applied with a thickness of 3-5 mm and then left for around one hour until the surface is a little dry.
- The surface is leveled and smoothed.
- The surface is sprayed with water twice a day for three days.



### 4 Thin Render DX2,3,5mm

- The surface is cleaned to remove any soil or other suspended material.
- The surface is sprayed with water.
- The facing is mixed with water based on the directions indicated on the bag. It is preferable to use the mechanical means to do so.
- It should be applied with a thickness of 2-5 mm.
- The surface should be sprayed with water twice per day for 3 days.



### 5 NIC Paints

- The surface should be cleaned from dust or other suspended material.
- In case Super Guard is used (acrylic enamel with an industrial base), the paint should be thinned using a thinner by no more than 10%.
- In case of Acrylic Emulsion (silk, semi gloss, gloss), the paint should be thinned using water by no more than 15%.
- Two layers of the protective coating should be applied.



# NIC Cladding System

## on Smooth Walls, Fourface and Rock Stone



### 1 CRM

- The surface is cleaned to remove soils and suspended material.
- The material is mixed with water as is followed based on the directions indicated on the bag. It is favorable to use the mechanical means for guaranteeing a homogenous mixture.
- The surface to be fixed or filled is treated.
- The surface should be leveled and smoothed.



### 2 Special Bond SBB - SBW

- The surface is sprayed with water.
- The connecting material is mixed with water as indicated in the directions on the bag. It is favorable to use the mechanical means for guaranteeing a homogenous mixture.
- The mixture should be placed manually using the trowel and the surface should be leveled.
- The surface should be sprayed with water twice per day for three days.



### 3 Thin Render BXN - WXN

- Surface should be cleaned from dust and other suspended materials.
- The surface is sprayed with water.
- The smooth facing is fixed with water as indicated in the directions on the bag. the mechanical means is recommended for guaranteeing a homogenous mixture.
- The smooth facing is applied with a thickness of 3-5 mm and then left for around one hour until the surface is a little dry.
- The surface is leveled and smoothed.
- The surface is sprayed with water twice a day for three days.



### 4 Thin Render DX 2,3,5 mm

- The surface is cleaned to remove any soil or other suspended material.
- The surface is sprayed with water.
- The facing is mixed with water based on the directions indicated on the bag. It is preferable to use the mechanical means to do so.
- It should be applied with a thickness of 2-5 mm.
- The surface should be sprayed with water twice per day for 3 days.



### 5 NIC Paints

- The surface should be cleaned from dust or other suspended material.
- In case Super Guard is used (acrylic enamel with an industrial base), the paint should be thinned using a thinner by no more than 10%.
- In case of Acrylic Emulsion (silk, semi gloss, gloss), the paint should be thinned using water by no more than 15%.
- Two layers of the protective coating should be applied.

## NIC Cladding System **for New Buildings**



**1** Splash S



**2** Thick Render LX



**3** Thin Render BX/N - WX/N

## NIC Cladding System **for Limestone and Bricks**



**1** Thick Render LX



**2** Special Bond SBB - SBW



**3** Thin Render BX/N - WX/N

## NIC Cladding System **On Smooth Walls, Surface and Rock Stone**



**1** Concrete Surfaces and Fourface Repair Mortar - CRM



**2** Special Bond SBB - SBW



**3** Thin Render BX/N - WX/N



# Branches



## Headquarter Shuwaikh

South Shuwaikh  
intersection of Jahra Road  
and the Airport Road,  
Next to the  
Red Crescent Society.

Tel: 24642100  
Kuwait Hotline: 1844555

**Working Hours\*:**  
Sunday - Thursday  
7:30am - 3:00pm

## Our Section in ABYAT Showroom

Industrial Shuwaikh  
Canada Dry St.  
ABYAT Showroom  
Tel: 1848000

**Working Hours\*:**  
Saturday - Friday  
8:00am - 10:00pm



## Industrial Shuwaikh Showroom

Industrial Shuwaikh2  
Block1 - Area 92  
Al-Zaben Complex  
Shops : 12,13,14  
Tel. : 24642101/2/3/4/9  
Fax : 24642110

**Working Hours\*:**  
Saturday - Thursday  
7:00am-9:00pm



## Western Industrial Shuaiba

Tel: 24642300  
Ceramics Factory:  
23262714/10

**Working Hours\*:**  
Saturday - Thursday  
7:30am - 3:00pm



## Sulaiibiya

Tel: 24642200


**Working Hours\*:**  
Saturday - Thursday  
7:30am - 3:00pm

## Ceramics Showroom

Industrial Shuwaikh  
Humaidhi Complex  
Opposite to Bin Nisf Co.  
Tel: 24950871/2  
Factory: 23262714/10

**Working Hours\*:**  
Saturday - Thursday  
9:00am - 9:00pm


Follow  
us on  
social  
media




**Inquiries & Sales: 1 844 555**



**NICKKuwait1**



**National Industries**



**National\_Industries**

\* Working hours are subject to change in occasions and holidays

